

4K resolution and 4 times digital zoom, 94° wideview angle with automatic color balance, everyone clearly presented in the scene.

AUTO Framing Mode

With Ai auto framing and facial tracking feature, it will follow your movements and always keep you at center stage.

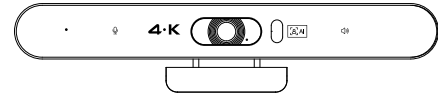
Speaking Tracking

Built-in intelligent analysis algorithm, it will track speaker's voice in real time to frame and keep the speaker at the center of the screen.

Tile Mode

It can perform real-time close-ups of multiple people, with a maximum of 6 people on screen, allowing everyone in the meeting to communicate face to face.

What's in the box



All-in-One 4K Ai Auto-Tracking Video Bar X1

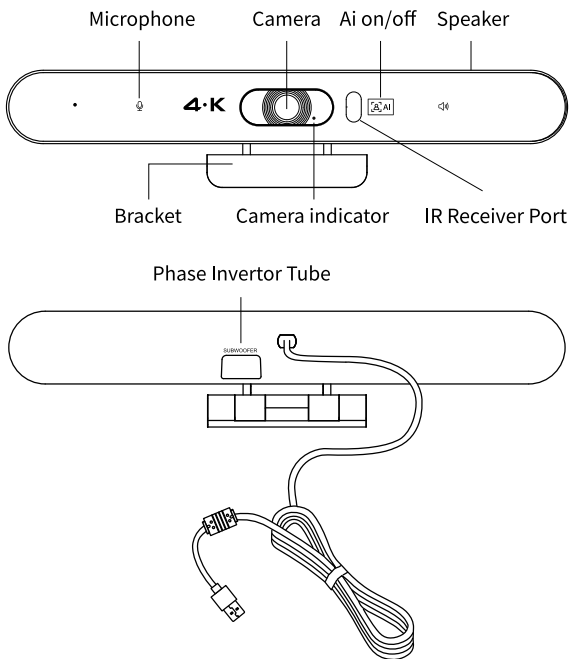


Camera Remote Control X1


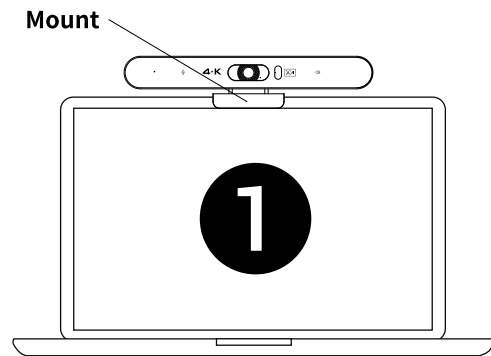


User Manual X1

Overview



Easy Set-Up



Free drive, connect directly to your computer and start working.

Camera preset settings

Adjust the camera view to the position you want to preset, then long press 1 (or 2, 3) button for 2 seconds. After a hint tone, camera preset 1 is set successfully. Repeat the above steps, press 1, 2, 3 keys respectively, you can set 3 preset positions in total. Repeating the same key will overwrite the previous preset and update it to the latest preset.

Camera Remote Control

